

AT A GLANCE

One engineering platform. Nine product lines. **INTEGRATED, CALIBRATED, AND SUPPORTED ACROSS EUROPE** under defense-grade procurement controls.

01 RESOLUTION

Down to 5 µm voxel

02 INSPECTION VOLUME

Up to Ø800 mm x1000 mm height

03 X-RAY SOURCES

160 kV – 450 kV microfocus

04 PRODUCT LINES

Standard · Planar · X-Ray · Robot

05 SHIELDING

<1µSv/h +Live Monitoring

06 INFORMATION CONTROL

TISAX-compliant

// DELIVERED WITH

SITE SURVEY · CALIBRATION · ACCEPTANCE TEST · TRAINING



REQUEST
TECHNICAL BRIEF

SCAN OR EMAIL TO CONTACT

LAZPIUR

// ARRAY ICT – DEFENSE & AEROSPACE

CONTACT

Buruñao Auzoa, 15
20570 Bergara · Gipuzkoa · ES

a.frojan@lazpiur.com
+34 666 10 91 21

s.iranzo@lazpiur.com
+34 606 69 93 87

TISAX-COMPLIANT PROCESSES

MACHINERY AND ELECTROMAGNETIC COMPATIBILITY
2006 / 42 / EC
2014 / 30 / EU
IEC/CN 61010 - 2 - 091
CFR 1020.40

QUALITY MANAGEMENT
ISO 9001 : 2015
VDA 6, PARTS 4, 3. 2017 EDITION

OCCUPATIONAL HEALTH AND SAFETY MANAGEMENT
BS OHSAS 18001 : 2007

LABORATORY ACCREDITATION AND TESTING
ISO/IEC 17025 : 2005



RESILIENCE FOR EUROPE

SEE INSIDE WHAT MATTERS.

Industrial Computed Tomography
Solutions — Integrated, and supported
across Europe.

// CLASSIFIED-READY

CRITICAL INSPECTION







SURFACE INSPECTION ENDS HERE.

Visual and ultrasonic methods qualify external geometry. Industrial iCT is the only modality that **maps the internal volume** of a component —voxel by voxel —at the resolution defense programs demand.





WHAT ICT SEES

- 01 **POROSITY**
 Lack-of-fusion voids and trapped powder in AM.
- 02 **DELAMINATION**
 Interlaminar separation in ceramic-composite armor.
- 03 **BRAZE VOIDS**
 Bond integrity in missile and turbine assemblies.
- 04 **PROPELLANT CRACKS**
 Grain fissures and case-bond defects in solid motors.
- 05 **COUNTERFEIT DIE**
 Repackaged or substituted components in electronics.
- 06 **INTERNAL STRUCTURE**
 Components manufactured to exact tolerances.

APPLICATIONS

 <p>MUNITIONS</p> <p>Verify shell-body integrity, propellant fill density, and seal continuity without destructive teardown.</p>	 <p>ARMOR</p> <p>Characterize delamination, fiber alignment, and ballistic damage across layered ceramic-composite armor systems.</p>
 <p>AM COMPONENTS</p> <p>Quantify porosity, inclusions, and lattice defects in additively manufactured flight-critical metal hardware.</p>	 <p>INTEGRITY</p> <p>Inspect grain structure, bond-line continuity, and casting voids in solid rocket motor sections.</p>
 <p>ELECTRONIC S</p> <p>Detect counterfeit components, solder voids, and wire-bond failures in mission-critical electronic boards.</p>	 <p>FORENSICS</p> <p>Reverse-engineer legacy hardware and isolate failure modes during depot-level overhaul and recertification.</p>

SYSTEM RANGE

<div style="display: flex; justify-content: space-between; align-items: center;"> CT-STD · 01  </div> <h2 style="margin: 0;">STANDARD LINE</h2> <p style="margin: 5px 0 0 0;">Off-line laboratory iCT for qualification, R&D, and forensic teardown.</p> <hr/> <table style="width: 100%; border: none;"> <tr> <td style="width: 33%; border: none;">SOURCE</td> <td style="width: 33%; border: none;">VOXEL</td> <td style="width: 33%; border: none;">MODE</td> </tr> <tr> <td style="border: none;">From 160 - 450kV</td> <td style="border: none;">6 µm</td> <td style="border: none;">Cabinet</td> </tr> </table>	SOURCE	VOXEL	MODE	From 160 - 450kV	6 µm	Cabinet		
SOURCE	VOXEL	MODE						
From 160 - 450kV	6 µm	Cabinet						
<div style="display: flex; justify-content: space-between; align-items: center;"> CT-PLN · 02  </div> <h2 style="margin: 0;">PLANAR LINE</h2> <p style="margin: 5px 0 0 0;">High-resolution CT for semiconductor packages, PCBs, and electronic assemblies.</p> <hr/> <table style="width: 100%; border: none;"> <tr> <td style="width: 25%; border: none;">SOURCE</td> <td style="width: 25%; border: none;">SAMPLE</td> <td style="width: 25%; border: none;">RESOLUTION</td> <td style="width: 25%; border: none;">MODE</td> </tr> <tr> <td style="border: none;">160 kV</td> <td style="border: none;">Flat / thin</td> <td style="border: none;">10 µm</td> <td style="border: none;">3D</td> </tr> </table>	SOURCE	SAMPLE	RESOLUTION	MODE	160 kV	Flat / thin	10 µm	3D
SOURCE	SAMPLE	RESOLUTION	MODE					
160 kV	Flat / thin	10 µm	3D					
<div style="display: flex; justify-content: space-between; align-items: center;"> IL-XR · 03  </div> <h2 style="margin: 0;">IN-LINE X-RAY</h2> <p style="margin: 5px 0 0 0;">High-cadence 2D radiography for real-time inspection on the production line.</p> <hr/> <table style="width: 100%; border: none;"> <tr> <td style="width: 33%; border: none;">SOURCE</td> <td style="width: 33%; border: none;">CYCLE</td> <td style="width: 33%; border: none;">MODE</td> </tr> <tr> <td style="border: none;">From 160 - 225 kV</td> <td style="border: none;">< 5 s/part</td> <td style="border: none;">2D · Live</td> </tr> </table>	SOURCE	CYCLE	MODE	From 160 - 225 kV	< 5 s/part	2D · Live		
SOURCE	CYCLE	MODE						
From 160 - 225 kV	< 5 s/part	2D · Live						
<div style="display: flex; justify-content: space-between; align-items: center;"> CT-ROB · 04  </div> <h2 style="margin: 0;">ROBOT LINE</h2> <p style="margin: 5px 0 0 0;">In-line iCT integrated with two 6-axis robotic handling for serial production verification.</p> <hr/> <table style="width: 100%; border: none;"> <tr> <td style="width: 33%; border: none;">SOURCE</td> <td style="width: 33%; border: none;">CYCLE</td> <td style="width: 33%; border: none;">MODE</td> </tr> <tr> <td style="border: none;">From 160 - 450kV</td> <td style="border: none;">Custom</td> <td style="border: none;">In-line</td> </tr> </table>	SOURCE	CYCLE	MODE	From 160 - 450kV	Custom	In-line		
SOURCE	CYCLE	MODE						
From 160 - 450kV	Custom	In-line						